

# PCMH Quality of Care Indicators

## IMMUNIZATIONS



% of patients (turning the age of 2) who were fully immunized

**0%**

**GOAL: 64%**

% of patients (turning the age of 13) who received Tdap, HPV, and meningococcal

**0%**


**GOAL: 50%**

% of patients (18 and over) who were immunized with Tdap vaccine in the last 10 years

**42.57%**

**GOAL: 50%**

## PREVENTATIVE CARE



% of women ages 50-74 who received one or more mammograms in the last 2 years

**52.73%**

**GOAL 52%**

% of women ages 21-64 who received one or more pap tests to screen for cervical cancer in the last 3 years or women age 30-64 with pap/HPV co testing last 5 years

**56.91%**

**GOAL 48%**

% of patients who received one or more screenings for colorectal cancer

**41.31%**

**GOAL 50%**

% of patients ages 18 + who were screened for tobacco use and who got tobacco cessation intervention if identified as a tobacco user since Jan 1st

**98.79%**

**GOAL 99%**

% of patients ages 18+ who had a BMI taken and if BMI was outside normal parameters received a follow-up plan since Jan 1st

**97.21%**

**GOAL 75%**

% patients ages 12 and older who were screened for depression and if positive, had a follow-up plan documented since Jan 1st

**74.44%**

**GOAL 75%**

% of patients who received a preventative exam in the last 1 year

**15.52%**

**GOAL 50%**

% of patients ages 3-6 who had a well child in the last 1 year

**76.47%**

**GOAL 90%**

## CHRONIC DISEASE MANAGEMENT

% of patients ages 18-75, w/DM dx, whose HbA1c < 9% at the time of the last reading in the last year

**75.29%**

**GOAL: 59%**

% of patients ages 18-75 w/DM who received a retinal eye exam in the last 1 year

**11.36%**

**GOAL: 68%**

% of pts ages 18-75 w/DM who received a foot exam in the last 1 year

**36.04%**

**GOAL: 85%**

**68.18%**

**GOAL: 90%**

**86.34%**

**GOAL: 81%**

% of patients ages 18-75 w/DM who received nephropathy screening or monitoring test done during the last 1 year

% of patients ages 18-85 w/HTN whose last blood pressure (BP) is <140/90 in the last 1 year

## VULNERABLE - ELDERLY



% of patients ages 85-120 whose last blood pressure (BP) is <150/90 in the last 1 year

**58.06%**

**GOAL 81%**

# PCMH Quality of Care Indicators

## IMMUNIZATIONS



% of patients (turning the age of 2) who were fully immunized

**2.61%**

**GOAL: 64%**

% of patients (turning the age of 13) who received Tdap, HPV, and meningococcal

**7.77%**


**GOAL: 50%**

% of patients (18 and over) who were immunized with Tdap vaccine in the last 10 years

**55.03%**

**GOAL: 50%**

## PREVENTATIVE CARE



% of women ages 50-74 who received one or more mammograms in the last 2 years

**57.94%**

**GOAL 52%**

% of women ages 21-64 who received one or more pap tests to screen for cervical cancer in the last 3 years or women age 30-64 with pap/HPV co testing last 5 years

**46.9%**

**GOAL 48%**

% of patients who received one or more screenings for colorectal cancer

**34.23%**

**GOAL 50%**

% of patients ages 18 + who were screened for tobacco use and who got tobacco cessation intervention if identified as a tobacco user since Jan 1st

**95.49%**

**GOAL 99%**

% of patients ages 18+ who had a BMI taken and if BMI was outside normal parameters received a follow-up plan since Jan 1st

**77.12%**

**GOAL 75%**

% patients ages 12 and older who were screened for depression and if positive, had a follow-up plan documented since Jan 1st

**31.53%**

**GOAL 75%**

% of patients who received a preventative exam in the last 1 year

**17.63%**

**GOAL 50%**

% of patients ages 3-6 who had a well child in the last 1 year

**75.30%**

**GOAL 90%**

## CHRONIC DISEASE MANAGEMENT

% of patients ages 18-75, w/DM dx, whose HbA1c < 9% at the time of the last reading in the last year

**59.04%**

**GOAL: 59%**

% of patients ages 18-75 w/DM who received a retinal eye exam in the last 1 year

**24.11%**

**GOAL: 68%**

% of pts ages 18-75 w/DM who received a foot exam in the last 1 year

**31.3%**

**GOAL: 85%**

**67.57%**

**GOAL: 90%**

**78.11%**

**GOAL: 81%**

% of patients ages 18-75 w/DM who received nephropathy screening or monitoring test done during the last 1 year

% of patients ages 18-85 w/HTN whose last blood pressure (BP) is <140/90 in the last 1 year

## VULNERABLE - ELDERLY



% of patients ages 85-120 whose last blood pressure (BP) is <150/90 in the last 1 year

**72.41%**

**GOAL 81%**

# PCMH Quality of Care Indicators

## IMMUNIZATIONS



% of patients (turning the age of 2) who were fully immunized

**22.37%**

**GOAL: 64%**

% of patients (turning the age of 13) who received Tdap, HPV, and meningococcal

**6.56%**


**GOAL: 50%**

% of patients (18 and over) who were immunized with Tdap vaccine in the last 10 years

**62.73%**

**GOAL: 50%**

## PREVENTATIVE CARE



% of women ages 50-74 who received one or more mammograms in the last 2 years

**50.93%**

**GOAL 52%**

% of women ages 21-64 who received one or more pap tests to screen for cervical cancer in the last 3 years or women age 30-64 with pap/HPV co testing last 5 years

**60.88%**

**GOAL 48%**

% of patients who received one or more screenings for colorectal cancer

**29.34%**

**GOAL 50%**

% of patients ages 18 + who were screened for tobacco use and who got tobacco cessation intervention if identified as a tobacco user since Jan 1st

**98.8%**

**GOAL 99%**

% of patients ages 18+ who had a BMI taken and if BMI was outside normal parameters received a follow-up plan since Jan 1st

**77.78%**

**GOAL 75%**

% patients ages 12 and older who were screened for depression and if positive, had a follow-up plan documented since Jan 1st

**39.1%**

**GOAL 75%**

% of patients who received a preventative exam in the last 1 year

**25.84%**

**GOAL 50%**

% of patients ages 3-6 who had a well child in the last 1 year

**81.13%**

**GOAL 90%**

## CHRONIC DISEASE MANAGEMENT

% of patients ages 18-75, w/DM dx, whose HbA1c < 9% at the time of the last reading in the last year

**54.01%**

**GOAL: 59%**

% of patients ages 18-75 w/DM who received a retinal eye exam in the last 1 year

**13.14%**

**GOAL: 68%**

% of pts ages 18-75 w/DM who received a foot exam in the last 1 year

**21.58%**

**GOAL: 85%**

**52.46%**

**GOAL: 90%**

**75.87%**

**GOAL: 81%**

% of patients ages 18-75 w/DM who received nephropathy screening or monitoring test done during the last 1 year

% of patients ages 18-85 w/HTN whose last blood pressure (BP) is <140/90 in the last 1 year

## VULNERABLE - ELDERLY



% of patients ages 85-120 whose last blood pressure (BP) is <150/90 in the last 1 year

**70.37%**

**GOAL 81%**

# PCMH Quality of Care Indicators

## IMMUNIZATIONS



% of patients (turning the age of 2) who were fully immunized

**29.2%**

**GOAL: 64%**

% of patients (turning the age of 13) who received Tdap, HPV, and meningococcal

**4.45%**

**GOAL: 50%**

% of patients (18 and over) who were immunized with Tdap vaccine in the last 10 years

**43.27%**

**GOAL: 50%**

## CHRONIC DISEASE MANAGEMENT

% of patients ages 18-75, w/DM dx, whose HbA1c < 9% at the time of the last reading in the last year

**6.67%**

**GOAL: 59%**

**25%**

**GOAL: 90%**


% of patients ages 18-75 w/DM who received nephropathy screening or monitoring test done during the last 1 year

**50%**

**GOAL: 81%**

% of patients ages 18-85 w/HTN whose last blood pressure (BP) is <140/90 in the last 1 year

## PREVENTATIVE CARE



% of women ages 50-74 who received one or more mammograms in the last 2 years

**67.46%**

**GOAL 52%**

% of women ages 21-64 who received one or more pap tests to screen for cervical cancer in the last 3 years or women age 30-64 with pap/HPV co testing last 5 years

**58.66%**

**GOAL 48%**

% of patients who received one or more screenings for colorectal cancer

**0.76%**

**GOAL 50%**

% of patients ages 18+ who were screened for tobacco use and who got tobacco cessation intervention if identified as a tobacco user since Jan 1st

**97.77%**

**GOAL 99%**

% of patients ages 18+ who had a BMI taken and if BMI was outside normal parameters received a follow-up plan since Jan 1st

**65.28%**

**GOAL 75%**

% patients ages 12 and older who were screened for depression and if positive, had a follow-up plan documented since Jan 1st

**52.73%**

**GOAL 75%**

% of patients who received a preventative exam in the last 1 year

**10.29%**

**GOAL 50%**

% of patients ages 3-6 who had a well child in the last 1 year

**85.38%**

**GOAL 90%**

# PCMH Quality of Care Indicators

## IMMUNIZATIONS



% of patients (turning the age of 2) who were fully immunized

**10.23%**

**GOAL: 64%**

% of patients (turning the age of 13) who received Tdap, HPV, and meningococcal

**20.93%**


**GOAL: 50%**

% of patients (18 and over) who were immunized with Tdap vaccine in the last 10 years

**66.99%**

**GOAL: 50%**

## PREVENTATIVE CARE



% of women ages 50-74 who received one or more mammograms in the last 2 years

**65.49%**

**GOAL 52%**

% of women ages 21-64 who received one or more pap tests to screen for cervical cancer in the last 3 years or women age 30-64 with pap/HPV co testing last 5 years

**59.24%**

**GOAL 48%**

% of patients who received one or more screenings for colorectal cancer

**38.75%**

**GOAL 50%**

% of patients ages 18 + who were screened for tobacco use and who got tobacco cessation intervention if identified as a tobacco user since Jan 1st

**98.36%**

**GOAL 99%**

% of patients ages 18+ who had a BMI taken and if BMI was outside normal parameters received a follow-up plan since Jan 1st

**75.46%**

**GOAL 75%**

% patients ages 12 and older who were screened for depression and if positive, had a follow-up plan documented since Jan 1st

**60.66%**

**GOAL 75%**

% of patients who received a preventative exam in the last 1 year

**12.23%**

**GOAL 50%**

% of patients ages 3-6 who had a well child in the last 1 year

**87.24%**

**GOAL 90%**

## CHRONIC DISEASE MANAGEMENT

% of patients ages 18-75, w/DM dx, whose HbA1c < 9% at the time of the last reading in the last year

**60.86%**

**GOAL: 59%**

% of patients ages 18-75 w/DM who received a retinal eye exam in the last 1 year

**19.68%**

**GOAL: 68%**

% of pts ages 18-75 w/DM who received a foot exam in the last 1 year

**36.3%**

**GOAL: 85%**

**64.39%**

**GOAL: 90%**

**79.46%**

**GOAL: 81%**

% of patients ages 18-75 w/DM who received nephropathy screening or monitoring test done during the last 1 year

% of patients ages 18-85 w/HTN whose last blood pressure (BP) is <140/90 in the last 1 year

## VULNERABLE - ELDERLY



% of patients ages 85-120 whose last blood pressure (BP) is <150/90 in the last 1 year

**77.27%**

**GOAL 81%**

# PCMH Quality of Care Indicators

## IMMUNIZATIONS



% of patients (turning the age of 2) who were fully immunized

**1.1%**

**GOAL: 64%**

% of patients (turning the age of 13) who received Tdap, HPV, and meningococcal

**4.3%**


**GOAL: 50%**

% of patients (18 and over) who were immunized with Tdap vaccine in the last 10 years

**60.01%**

**GOAL: 50%**

## PREVENTATIVE CARE



% of women ages 50-74 who received one or more mammograms in the last 2 years

**64.45%**

**GOAL 52%**

% of women ages 21-64 who received one or more pap tests to screen for cervical cancer in the last 3 years or women age 30-64 with pap/HPV co testing last 5 years

**47.42%**

**GOAL 48%**

% of patients who received one or more screenings for colorectal cancer

**42.57%**

**GOAL 50%**

% of patients ages 18 + who were screened for tobacco use and who got tobacco cessation intervention if identified as a tobacco user since Jan 1st

**99.05%**

**GOAL 99%**

% of patients ages 18+ who had a BMI taken and if BMI was outside normal parameters received a follow-up plan since Jan 1st

**93.16%**

**GOAL 75%**

% patients ages 12 and older who were screened for depression and if positive, had a follow-up plan documented since Jan 1st

**56.51%**

**GOAL 75%**

% of patients who received a preventative exam in the last 1 year

**36.23%**

**GOAL 50%**

% of patients ages 3-6 who had a well child in the last 1 year

**88.43%**

**GOAL 90%**

## VULNERABLE - ELDERLY



% of patients ages 85-120 whose last blood pressure (BP) is <150/90 in the last 1 year

**90.91%**

**GOAL 81%**

## CHRONIC DISEASE MANAGEMENT

% of patients ages 18-75, w/DM dx, whose HbA1c < 9% at the time of the last reading in the last year

**62.14%**

**GOAL: 59%**

% of patients ages 18-75 w/DM who received a retinal eye exam in the last 1 year

**35.82%**

**GOAL: 68%**

% of pts ages 18-75 w/DM who received a foot exam in the last 1 year

**56.94%**

**GOAL: 85%**

**71.64%**

**GOAL: 90%**

**77.46%**

**GOAL: 81%**

% of patients ages 18-75 w/DM who received nephropathy screening or monitoring test done during the last 1 year

% of patients ages 18-85 w/HTN whose last blood pressure (BP) is <140/90 in the last 1 year

# PCMH Quality of Care Indicators

## IMMUNIZATIONS



% of patients (turning the age of 2) who were fully immunized

**19.74%**

**GOAL: 64%**

% of patients (turning the age of 13) who received Tdap, HPV, and meningococcal

**4.83%**


**GOAL: 50%**

% of patients (18 and over) who were immunized with Tdap vaccine in the last 10 years

**57.63%**

**GOAL: 50%**

## PREVENTATIVE CARE



% of women ages 50-74 who received one or more mammograms in the last 2 years

**62.29%**

**GOAL 52%**

% of women ages 21-64 who received one or more pap tests to screen for cervical cancer in the last 3 years or women age 30-64 with pap/HPV co testing last 5 years

**59.46%**

**GOAL 48%**

% of patients who received one or more screenings for colorectal cancer

**34.18%**

**GOAL 50%**

% of patients ages 18 + who were screened for tobacco use and who got tobacco cessation intervention if identified as a tobacco user since Jan 1st

**97.64%**

**GOAL 99%**

% of patients ages 18+ who had a BMI taken and if BMI was outside normal parameters received a follow-up plan since Jan 1st

**88.03%**

**GOAL 75%**

% patients ages 12 and older who were screened for depression and if positive, had a follow-up plan documented since Jan 1st

**53.55%**

**GOAL 75%**

% of patients who received a preventative exam in the last 1 year

**10.91%**

**GOAL 50%**

% of patients ages 3-6 who had a well child in the last 1 year

**82.77%**

**GOAL 90%**

## CHRONIC DISEASE MANAGEMENT

% of patients ages 18-75, w/DM dx, whose HbA1c < 9% at the time of the last reading in the last year

**52.22%**

**GOAL: 59%**

% of patients ages 18-75 w/DM who received a retinal eye exam in the last 1 year

**29.03%**

**GOAL: 68%**

% of pts ages 18-75 w/DM who received a foot exam in the last 1 year

**53.75%**

**GOAL: 85%**

**70.13%**

**GOAL: 90%**


**74.35%**

**GOAL: 81%**

% of patients ages 18-75 w/DM who received nephropathy screening or monitoring test done during the last 1 year

% of patients ages 18-85 w/HTN whose last blood pressure (BP) is <140/90 in the last 1 year

## VULNERABLE - ELDERLY



% of patients ages 85-120 whose last blood pressure (BP) is <150/90 in the last 1 year

**83.87%**

**GOAL 81%**

# PCMH Quality of Care Indicators

## IMMUNIZATIONS



% of patients (turning the age of 2) who were fully immunized

**4.1%**

**GOAL: 64%**

% of patients (turning the age of 13) who received Tdap, HPV, and meningococcal

**9.38%**


**GOAL: 50%**

% of patients (18 and over) who were immunized with Tdap vaccine in the last 10 years

**69.14%**

**GOAL: 50%**

## PREVENTATIVE CARE



% of women ages 50-74 who received one or more mammograms in the last 2 years

**63.71%**

**GOAL 52%**

% of women ages 21-64 who received one or more pap tests to screen for cervical cancer in the last 3 years or women age 30-64 with pap/HPV co testing last 5 years

**57.66%**

**GOAL 48%**

% of patients who received one or more screenings for colorectal cancer

**42.9%**

**GOAL 50%**

% of patients ages 18 + who were screened for tobacco use and who got tobacco cessation intervention if identified as a tobacco user since Jan 1st

**99.62%**

**GOAL 99%**

% of patients ages 18+ who had a BMI taken and if BMI was outside normal parameters received a follow-up plan since Jan 1st

**78.82%**

**GOAL 75%**

% patients ages 12 and older who were screened for depression and if positive, had a follow-up plan documented since Jan 1st

**62.86%**

**GOAL 75%**

% of patients who received a preventative exam in the last 1 year

**25.38%**

**GOAL 50%**

% of patients ages 3-6 who had a well child in the last 1 year

**83.77%**

**GOAL 90%**

## CHRONIC DISEASE MANAGEMENT

% of patients ages 18-75, w/DM dx, whose HbA1c < 9% at the time of the last reading in the last year

**66.56%**

**GOAL: 59%**

% of patients ages 18-75 w/DM who received a retinal eye exam in the last 1 year

**25.85%**

**GOAL: 68%**

% of pts ages 18-75 w/DM who received a foot exam in the last 1 year

**58.72%**

**GOAL: 85%**

**75.66%**

**GOAL: 90%**

**80.16%**

**GOAL: 81%**

% of patients ages 18-75 w/DM who received nephropathy screening or monitoring test done during the last 1 year

% of patients ages 18-85 w/HTN whose last blood pressure (BP) is <140/90 in the last 1 year

## VULNERABLE - ELDERLY



% of patients ages 85-120 whose last blood pressure (BP) is <150/90 in the last 1 year

**71.11%**

**GOAL 81%**



# PCMH Quality of Care Indicators

## IMMUNIZATIONS



% of patients (turning the age of 2) who were fully immunized

**5.56%**

**GOAL: 64%**

% of patients (turning the age of 13) who received Tdap, HPV, and meningococcal

**3.85%**


**GOAL: 50%**

% of patients (18 and over) who were immunized with Tdap vaccine in the last 10 years

**65.27%**

**GOAL: 50%**

## PREVENTATIVE CARE



% of women ages 50-74 who received one or more mammograms in the last 2 years

**49.77%**

**GOAL 52%**

% of women ages 21-64 who received one or more pap tests to screen for cervical cancer in the last 3 years or women age 30-64 with pap/HPV co testing last 5 years

**45.35%**

**GOAL 48%**

% of patients who received one or more screenings for colorectal cancer

**34.26%**

**GOAL 50%**

% of patients ages 18 + who were screened for tobacco use and who got tobacco cessation intervention if identified as a tobacco user since Jan 1st

**98.64%**

**GOAL 99%**

% of patients ages 18+ who had a BMI taken and if BMI was outside normal parameters received a follow-up plan since Jan 1st

**93.71%**

**GOAL 75%**

% patients ages 12 and older who were screened for depression and if positive, had a follow-up plan documented since Jan 1st

**57.54%**

**GOAL 75%**

% of patients who received a preventative exam in the last 1 year

**44.28%**

**GOAL 50%**

% of patients ages 3-6 who had a well child in the last 1 year

**81.48%**

**GOAL 90%**

## VULNERABLE - ELDERLY



% of patients ages 85-120 whose last blood pressure (BP) is <150/90 in the last 1 year

**90%**

**GOAL 81%**

## CHRONIC DISEASE MANAGEMENT

% of patients ages 18-75, w/DM dx, whose HbA1c < 9% at the time of the last reading in the last year

**63.46%**

**GOAL: 59%**

% of patients ages 18-75 w/DM who received a retinal eye exam in the last 1 year

**26.71%**

**GOAL: 68%**

% of pts ages 18-75 w/DM who received a foot exam in the last 1 year

**44.52%**

**GOAL: 85%**

**65.07%**

**GOAL: 90%**

**79.42%**

**GOAL: 81%**

% of patients ages 18-75 w/DM who received nephropathy screening or monitoring test done during the last 1 year

% of patients ages 18-85 w/HTN whose last blood pressure (BP) is <140/90 in the last 1 year

# PCMH Quality of Care Indicators

## IMMUNIZATIONS




% of patients (18 and over) who were immunized with Tdap vaccine in the last 10 years

**85.32%**

**GOAL: 50%**

## PREVENTATIVE CARE



% of women ages 50-74 who received one or more mammograms in the last 2 years

**71.24%**

**GOAL  
52%**

% of women ages 21-64 who received one or more pap tests to screen for cervical cancer in the last 3 years or women age 30-64 with pap/HPV co testing last 5 years

**65.64%**

**GOAL  
48%**

% of patients who received one or more screenings for colorectal cancer

**62.46%**

**GOAL  
50%**

% of patients ages 18 + who were screened for tobacco use and who got tobacco cessation intervention if identified as a tobacco user since Jan 1st

**99.86%**

**GOAL  
99%**

% of patients ages 18+ who had a BMI taken and if BMI was outside normal parameters received a follow-up plan since Jan 1st

**89%**

**GOAL  
75%**

% patients ages 12 and older who were screened for depression and if positive, had a follow-up plan documented since Jan 1st

**68.21%**

**GOAL  
75%**

% of patients who received a preventative exam in the last 1 year

**13.68%**

**GOAL  
50%**

% of patients ages 3-6 who had a well child in the last 1 year

**100%**

**GOAL  
90%**

## CHRONIC DISEASE MANAGEMENT

% of patients ages 18-75, w/DM dx, whose HbA1c < 9% at the time of the last reading in the last year

**73.58%**

**GOAL: 59%**

% of patients ages 18-75 w/DM who received a retinal eye exam in the last 1 year

**40.29%**

**GOAL: 68%**

% of pts ages 18-75 w/DM who received a foot exam in the last 1 year

**50.51%**

**GOAL: 85%**

**59.1%**

**GOAL: 90%**

**88.31%**

**GOAL: 81%**

% of patients ages 18-75 w/DM who received nephropathy screening or monitoring test done during the last 1 year

% of patients ages 18-85 w/HTN whose last blood pressure (BP) is <140/90 in the last 1 year

## VULNERABLE - ELDERLY



% of patients ages 85-120 whose last blood pressure (BP) is <150/90 in the last 1 year

**82.28%**

**GOAL  
81%**

# PCMH Quality of Care Indicators

## IMMUNIZATIONS



% of patients (turning the age of 2) who were fully immunized

**0%**

**GOAL: 64%**

% of patients (turning the age of 13) who received Tdap, HPV, and meningococcal

**0%**


**GOAL: 50%**

% of patients (18 and over) who were immunized with Tdap vaccine in the last 10 years

**65.7%**

**GOAL: 50%**

## PREVENTATIVE CARE



% of women ages 50-74 who received one or more mammograms in the last 2 years

**61.64%** **GOAL 52%**

% of women ages 21-64 who received one or more pap tests to screen for cervical cancer in the last 3 years or women age 30-64 with pap/HPV co testing last 5 years

**53.01%** **GOAL 48%**

% of patients who received one or more screenings for colorectal cancer

**40.62%** **GOAL 50%**

% of patients ages 18 + who were screened for tobacco use and who got tobacco cessation intervention if identified as a tobacco user since Jan 1st

**97.92%** **GOAL 99%**

% of patients ages 18+ who had a BMI taken and if BMI was outside normal parameters received a follow-up plan since Jan 1st

**85.65%** **GOAL 75%**

% patients ages 12 and older who were screened for depression and if positive, had a follow-up plan documented since Jan 1st

**47.56%** **GOAL 75%**

% of patients who received a preventative exam in the last 1 year

**24.38%** **GOAL 50%**

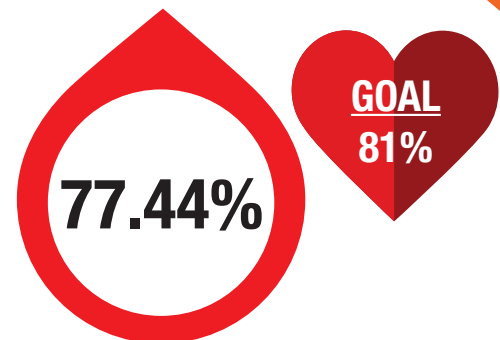
% of patients ages 3-6 who had a well child in the last 1 year

**73.33%** **GOAL 90%**

## VULNERABLE - ELDERLY



% of patients ages 85-120 whose last blood pressure (BP) is <150/90 in the last 1 year



## CHRONIC DISEASE MANAGEMENT

% of patients ages 18-75, w/DM dx, whose HbA1c < 9% at the time of the last reading in the last year

**57.47%**  
**GOAL: 59%**

% of patients ages 18-75 w/DM who received a retinal eye exam in the last 1 year

**53.88%**  
**GOAL: 90%**

**27.85%**  
**GOAL: 68%**

% of pts ages 18-75 w/DM who received a foot exam in the last 1 year

**78.5%**  
**GOAL: 81%**

**35.68%**  
**GOAL: 85%**

% of patients ages 18-75 w/DM who received nephropathy screening or monitoring test done during the last 1 year

% of patients ages 18-85 w/HTN whose last blood pressure (BP) is <140/90 in the last 1 year